



GAMA DE CORES

As cores disponíveis dos suportes metálicos estão indicadas no grafismo seguinte, divididas em standard e sob consulta.

As Cores Standard com revestimento orgânico, poliéster 25 µm estão disponíveis para entrega imediata.


As Cores sob consulta necessitam de uma verificação de disponibilidade e prazo de entrega, sujeito à confirmação do fornecedor e quantidade mínima.

Cores Standard

Face Exterior (Lado A)



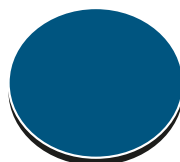
RAL 9010



RAL 300 9




RAL 900 6*




RAL 5010




RAL 600 9




RAL 7012



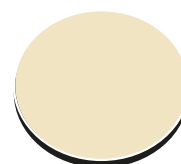
RAL 7016



RAL 7022



RAL 7030



RAL 1015


Face Inferior do Painel Sandwich (Lado B)




RAL 9010




Cores e Acabamentos sob consulta




RAL 300 0



RAL 7024



RAL 7035




RAL 90 11



RAL 9007*



Imitação
Madeira



Imitação
Corten



Outras cores e
acabamentos
sob consulta...