


CHAPA PERFILADA E PERFIS DECORATIVOS

FTB 4 | FTB 5 | FTB 6 | FTB 7 | FTB 8 | FTB 9
FTB 11 | FTB 12
Cobertura | Fachada

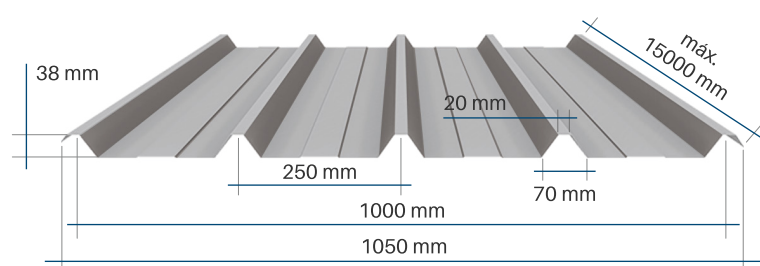


CARACTERÍSTICAS PRINCIPAIS


| | | STANDARD | SOB CONSULTA | |
|---------------------|--------------------|-------------|-----------------------------|-----------------------------|
| Suporte Metálico | Tipo de Aço | Min. S220GD | Até S350GD | |
| | Espessura de Chapa | Superior | 0,50 mm | |
| | | Inferior | 0,45 mm | |
| | Revestimento | Metálico | Min. Z140 gr/m ² | Até Z275 gr/m ² |
| | | Orgânico | Poliéster (25 µm) | PVDF, PUR - PA, HPS, Outros |
| Cores | Ver Gama de Cores | Outras | | |

Caso pretenda outras características que não constem na(s) tabela(s), por favor contacte o departamento técnico da FTB.


FTB 4



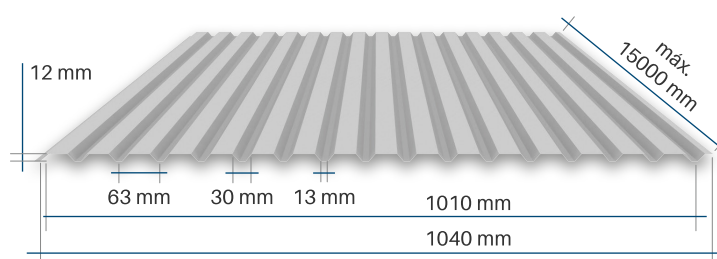
FTB 5




FTB 6




FTB 7



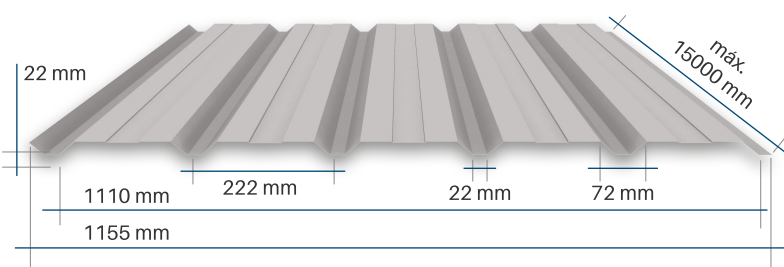
FTB 8



FTB 9



FTB 11



FTB 12

